



TRAFILIX
INDUSTRIES

IMPACT MANAGEMENT Organisational carbon footprint



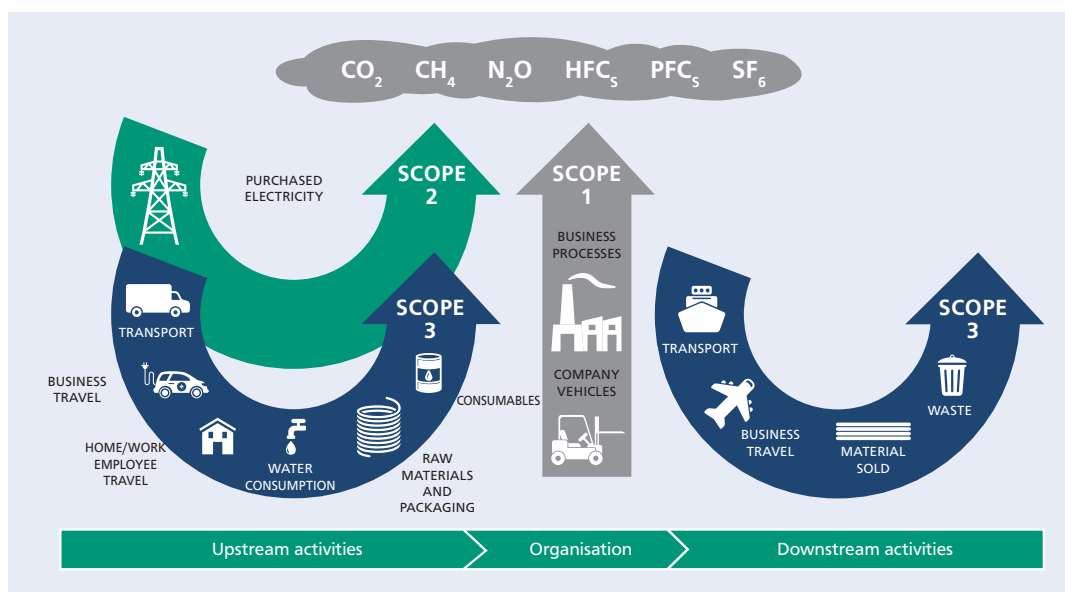
In 2021, TRAFILIX S.p.A. undertook a process to quantify and reduce the emissions of climate-changing gases associated with its activities.

A fundamental piece in this regard is the drafting of the company's GHG emissions inventory based on the main reference standard: UNI EN ISO 14064-1:2019.

All climate-altering gases (GHGs) required by the reference legislation are monitored and reported in terms of CO₂ equivalent (CO₂eq.), using the conversion factors based on the Global Warming Potential. The calculation of emissions and their categories are included in the Sustainability Report according to Scope 1, Scope 2 and Scope 3 schematization, as required by the GRI Sustainability Reporting Standards:

- Direct emissions (Scope 1), concern the impacts generated whose source is owned or controlled by the company;
 - Indirect emissions (Scope 2) deriving from purchased or acquired energy;
- Indirect emissions (Scope 3) group indirect emissions from transport and materials used by the organisation.

Trafilix Industries has completed the emissions analysis for all categories of greenhouse gases.



TRAFILIX S.p.A.

ESINE PRODUCTION UNIT
I-25040 Esine (BS) Via Ruc, 30
Tel. +39 0364 367 600
Fax +39 0364 466 713

P. IVA IT00557640984 | C.F. 00366210177
R.E.A. BS 176980 | Cap. Soc. € 9.669.700 i.v.
info@trafilix.com | trafilix@legalmail.it

società assoggettata a direzione e coordinamento da parte di Lucefin S.p.A.



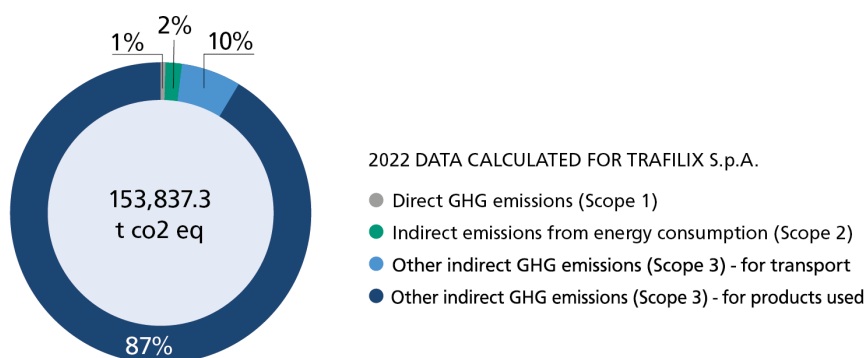


TRAFILIX

INDUSTRIES

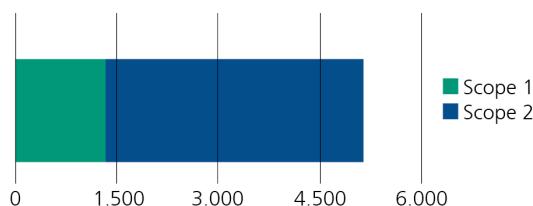
GHG EMISSIONS		2021	2022
Direct emissions (Scope 1)		1,288.7 tCO ₂ eq	1,359.9 tCO ₂ eq
Indirect emissions from energy consumption - location based (Scope 2)		3,585.5 tCO ₂ eq	3,792.9 tCO ₂ eq
Other indirect emissions (Scope 3)	for transport	12,219.6 tCO ₂ eq	14,974.6 tCO ₂ eq
	for products used	146,444.3 tCO ₂ eq	133,709.8 tCO ₂ eq
TOTAL VALUE		163,538.1 tCO₂eq	153,837.3 tCO₂eq
tCO ₂ eq/t produced		1.12	1.13

The indirect CO₂ defined in **Scope 3** for steel is calculated with theoretical coefficients from literature. The data has been improved where possible by referring to the values of origin from recycled declared by our suppliers. This data collection is a constant process that we are carrying out as scope 3 has a relevant weight in our counting.



Considering the impact of **Scope 3** and the difficulty in obtaining precise data from the supplier, we return an integrative analysis on a cumulative basis of **Scope 1 + Scope 2** Location Based: 5,152.8 tonnes of CO₂ equivalent (3%).

This data demonstrates the low incidence of emissions directly generated in the production phases of the organization compared to emissions upstream and downstream of the value chain.



In line with the GRI 3052 indicator, we also report the count according to the **market based method** that is based on the most up to date energy mix declared by the electricity supplier.

GHG EMISSIONS	2021	2022
Indirect emissions from energy consumption - market based (Scope 2)	5,881.8 tCO ₂ eq	5,098.3 tCO ₂ eq



TRAFILIX S.p.A.
ESINE PRODUCTION UNIT
 I-25040 Esine (BS) Via Ruc, 30
 Tel. +39 0364 367 600
 Fax +39 0364 466 713

P. IVA IT00557640984 | C.F. 00366210177
 R.E.A. BS 176980 | Cap. Soc. € 9.669.700 i.v.
info@trafilix.com | trafilix@legalmail.it
 società assoggettata a direzione e coordinamento da parte di Lucefin S.p.A.





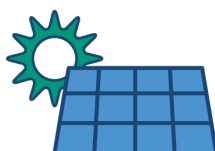
TRAFILIX
INDUSTRIES



BRESCIA 2050 SUSTAINABILITY PACT

Trafilix S.p.A. signed the "Brescia 2050 Sustainability Pact" in 2022. In this sense, the actions undertaken and future are aimed at:

- quantify the greenhouse gas and pollutant emissions;
 - define and implement appropriate interventions and long-term strategies for decarbonisation
- Trafilix S.p.a. has driven the entire Group towards the use of renewable sources.



TOWARDS CLEAN ENERGY FROM PHOTOVOLTAICS

In 2022, the Company began a path towards renewable clean energy by designing and activating photovoltaic plants at different sites.

Active sites:

- Trafilix Esine Production Unit (concluded in 2022)
- Trafilix Berzo Production Unit (concluded in 2023)
- Comet Acciai Brescia (plant revamping 2024)
- Nuova Bassani
- KSM Stahl (concluded in 2022)
- Trafil Czech (ongoing project, ending in 2024)

In 2022, the electricity produced by photovoltaics amounted to 1,084,634 kWh, 54% more than in 2021.



SAFEGUARDING THE FOREST ECOSYSTEM AND REDEVELOPING MOUNTAIN TRAILS

Lucefin SpA, Trafilix SpA and Co.Met. Acciai Srl supports "Ecosistema Fedabo": an ecological-landscape enhancement and forest management project created by Energy Service Company and BCorp FEDABO. With our contribution, trees n° 45 and 46 were planted near the Oglio river in Valle Camonica and sections n° 14 and 23 of the CAI trails n° 740 in Esine (BS) were redeveloped.

TRAFILIX S.p.A.

ESINE PRODUCTION UNIT
I-25040 Esine (BS) Via Ruc, 30
Tel. +39 0364 367 600
Fax +39 0364 466 713

P. IVA IT00557640984 | C.F. 00366210177
R.E.A. BS 176980 | Cap. Soc. € 9.669.700 i.v.
info@trafilix.com | trafilix@legalmail.it

società assoggettata a direzione e coordinamento da parte di Lucefin S.p.A.

